

NOT WHAT YOU THINK

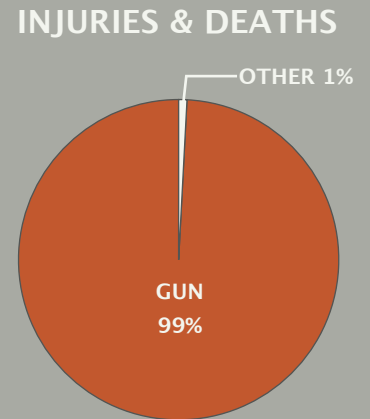
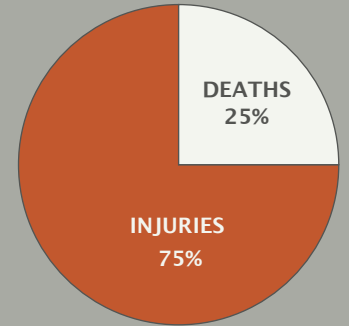
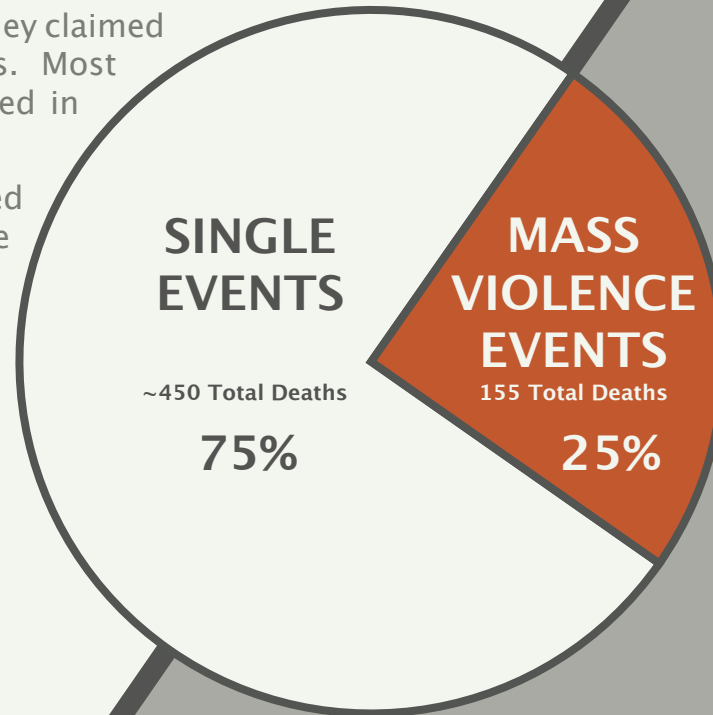
PATTERNS IN SCHOOL VIOLENCE, 1974-2013

MASS VIOLENCE

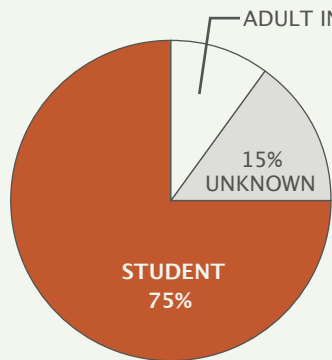
Rounded percentages are based on 700 media accounts of violent incidents in schools.

SINGLE EVENTS targeted one or two individuals. They claimed three-quarters of lives lost in school incidents. Most assailants (75%) were students. Guns were involved in more than two-thirds of deaths in single events.

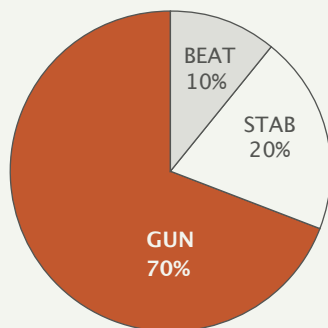
MASS VIOLENCE EVENTS created a generalized threat and targeted victims randomly. Mass violence was responsible for one quarter of all violent school deaths. Students were the most common perpetrators in middle and high schools. Intruders were the only perpetrators in elementary schools. Guns accounted for 99% of deaths in mass events.



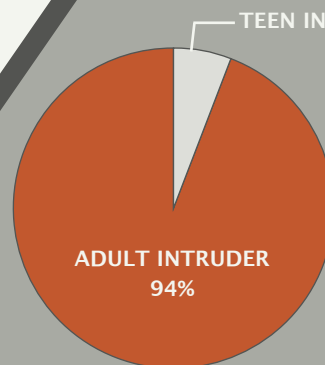
SINGLE EVENTS



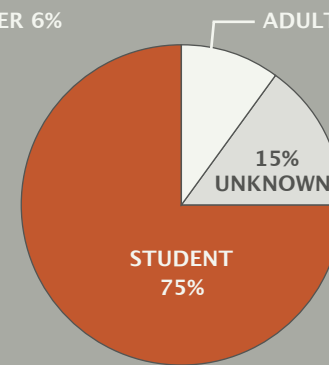
PERPETRATOR AGES



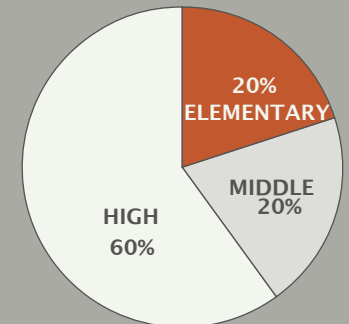
WEAPON



PERPETRATOR AGES
ELEMENTARY SCHOOL



PERPETRATOR AGES
MIDDLE/HIGH SCHOOL



SCHOOL
LEVEL



For more information, see "Violence in U.S. K-12 Schools, 1974-2013" at www.ruraledu.org. © Rural School and Community Trust, March 2013